

WILD
mAYO
200**U**LTRA



**RACE
BOOKLET**





Contact Details ●

RACE DIRECTOR: Pdraig Marrey - 087 7992857

ASSISTANT RACE DIRECTOR: Bryan Hyland - 086 1740860

RACE HOTEL: Clew Bay Hotel

Emergency Service Details ●

EMERGENCY AMBULANCE: 999 / 112

WEST DOC: 1850365000

AN GARDA (WESTPORT): 098 25555

Categories ●

SOLO UNSUPPORTED

SOLO SUPPORTED

TEAM OF TWO (PAIR)


The Mayo Ultra events are supported by



www.marreybikes.com



WESTPORT
BIKES
SHOP HIRE TRAIN



**WILD
MAYO
200ULTRA**

RACE MAP



Time Stations locations

Time Station	Where	Distance	Townland	20km/h average	25km/h average	30km/h average
START	Clewbay hotel	0	James St. Westport	00:00:00	00:00:00	00:00:00
1	Marian institute. Left hand side	19.4k	Furanc	00:58:12	00:46:33	00:38:48
2	Kennagh Crossroads. Turn Left	38.8k	Kennagh	01:56:23	01:33:07	01:17:36
3	Centra shop left hand side, as you Turn Left	62.7k	Bangor	03:09:06	02:30:28	02:05:23
4	Mulranny/Corran Junction	94k	Mulranny/Corran	04:42:00	03:45:36	03:08:00
5	SuperValue shop right hand side <i>After bridge must sign in at Achill Sound</i>	117.5k	Achill Sound	05:52:30	04:42:00	03:55:00
6	Minaun view Bar, right hand side	142.2k	Keel	07:06:36	05:41:16	04:44:24
7	Super Value shop left hand side, as you leave Achill sound	164k	Achill sound	08:12:00	06:33:36	05:28:00
8	Centra shop left hand side	194.8k	Newport	09:44:24	07:47:31	06:29:36
9	Timing finished at top of Minister Hill (Tennis court right handside), relax and cycle easy and safely to finish line	205.4k	Westport	10:16:00	8:12:00	6:50:00
10	Finish at the Clewbay Hotels left hand side	207.1k	James St. Westport	10:21:18	08:17:02	06:54:12



The chart shown above has "Time in Transit" values according to various average speeds; this will be useful for planning rest periods and for spectators etc. Add in time in hrs:mins to your departure time to give you an estimated arrival time at each check in station.

- All riders *except un-supported* are required to log there details (arrival time and name) at each of the 10 check points listed above.
- Some of these check points will be manned and your race crew must notify the race personnel on duty of your arrival time.
- Any un-manned checkpoints will require crew to text in your location and time details to the race organisation on the number provided below.
- Failure to log your time at the checkpoint will result in a time penalty.
- You log your time in the following format (Name, Location i.e., Station 12)
- The route is not wayward marked
- The primary source of navigation is the race route book
- GPS files are available.


TEXT:


Team/Rider name
check point number
time of arrival
to 087 7992857 by SMS



SECTIONS



	200ULTRA SECTIONS	Westport - Loop 0 - 200K	
--	-----------------------------	------------------------------------	--



Route Directions

Ref.	Type	Direction	Distance (km) From Start	Description	Notes	Check-in
1	Start	Start of route at The Clewbay Hotel	0	Traffic	Caution	
2	Right	Turn right	15.83			
3	Right	Turn right over bridge	18.6	Over Bridge		
4	Straight	Past Marine Institute	19.5			Check-in Station
5	Left	Turn left	20.3			
6			34.4	Descent	CAUTION DANGEROUS DESCENT	
7	Left	Left Turn, onto R312	38.82	Keenagh Cross	CAUTION DANGEROUS JUNCTION	
8	Left	Keep left onto the N59	49.1		Main N59	
9	Left	Turn left onto N59 southbound	62.7	Bangor		Check in Centra shop lefthand side
10	Left	Keep left N59	93.9	Mullraney/Achill junction		
11	Right	Turn right	94k			
12	Right	Turn right	105.9			
13	Left	Turn left	114.6	Dir Achill		
14	Left	Turn left onto R319 Destination Achill	115.5			
15	Straight	Super Value Right hand side	117.5	Achill Sound		Check in SUPER VALUE shop Righthand side
16	Left	Turn left onto L1405 Wild Atlantic Drive	118.4	Achill		
17	Right	Turn right	120.9			


Route Directions

Ref.	Type	Direction	Distance (km) From Start	Description	Notes	Check-in
18	Straight	Keep right	123.4	Atlantic Drive		
19	Right	Onto Mweelin Rd	126.8			
20	Left	Turn left onto R319 Destination Keem	132.5			
21		Minaun Bar	142.2	Keel		Check in Minaun view Bar, Righthand side
22	Right	Onto Slievemore Rd	142.2	Keel		
23		On the Left Passing Dugort beach	148.3	Dugort		
24	Right	L1406	151.8	The Valley		
25	Left	R319	156.2			
26		On the left Super Value CP	164.1	Achill Sound		Check-in. SV shop lefthand side
27		Newport main street	194.8			Check-in. Centra shop lefthand side
28	Straight	At roundabout, take exit 2 onto Newport Road, N59	204.8			
29	Straight	Timing over, NEUTRAL to finish	205.4			
30	Straight	Through lights onto the Mall	206.3	Westport		
31	Straight	Straight through junction along the mall	206.5			
32	Right	Turn right	206.7			
33	Right	Turn right onto Mill St R330	206.8			
34	End	End of route Clewbay Hotel left hand side	207.1	Westport	Finish	You are an Ultra Finisher

IMPORTANT NIGHT TIME NOTICE

- Night hours between 7pm and 7am please have appropriate lights and wear high viz.
- Crew must wear high viz also during these hrs.
- Deviations may be in place and are there for rider safety. Please adhere to the rules of the event.





WILD
mAYO
200ULTRA



**COME EXPLORE
WILD MAYO**